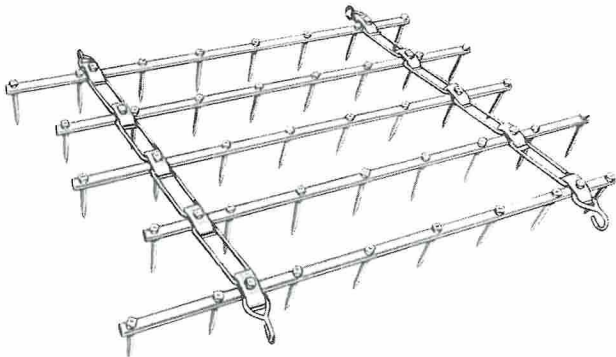


# HEAVY DUTY FLEXIBLE REVERSIBLE HARROW



## SPECIFICATIONS

Model	Description	No. Teeth	Width (feet)	Weight (lbs.)
FB-5	Flexible-Reversible Harrow	40	5'	96
FB-55 1/2	Flexible-Reversible Harrow	40	5'6"	100
FB-645	Flexible-Reversible Harrow	45	6'	106
FB-6 1/2	Flexible-Reversible Harrow	45	6'6"	111
FB-7	Flexible-Reversible Harrow	50	7'	121
FB-8	Flexible-Reversible Harrow	60	8'	138

For trashy fields, pulverizing, cultivating, breaking up clods and destroying early weeds. The flexibility allows the individual tooth bars to pass over obstructions while the other bars stay on the ground. When the harrow is drawn from the front, the teeth are vertical for cultivating and penetrating deep into the soil. When drawn from the other end, the tooth angle is preset for self-cleaning and smoothing

### TOOTH BARS

1 5/8" O.D. High carbon heavy duty pipe for greater strength at high speed tractor operation and cultivating.

### CONNECTING LINKS

9/16" Specially welded for extra strength and less wear.


### DRAW HOOKS

9/16" designed with open ends toward the ground to reduce unhooking.

### TEETH

High carbon steel, hammer-forged to diamond hard point for hard use in all soil conditions. The teeth can be used to cultivate, pulverize, smooth and break-up crust and clods. Each tooth is locked on with a lock washer and nut. We guarantee our teeth to outlast any other teeth of equal weight.

# HEAVY DUTY FLEXIBLE PIPE BAR LEVER HARROW



Breaks up clods, crusts, pulverizes, smooths and cultivates, destroying the early weeds before they start to grow. Cultivates corn, beans, potatoes and other row crops.

### SELF-CLEANING, NON-CLOGGING

The flexibility permits it to pass over trash or rocks.

### LEVER ASSEMBLY

Exclusive lever design permits setting the teeth at any angle, yet allowing full flexibility in any position.

### TOOTH BARS

1 5/8" O.D. High carbon steel pipe, extra strong and resistant to wear for high speed harrowing.

### CONNECTING LINKS

9/16" Welded for extra strength.

### TEETH

High carbon steel, hammer-forged to diamond hard point for hard use in all soil conditions to cultivate, pulverize, smooth and break-up crust and clods. Each tooth is reversible and replaceable. Each tooth is locked on with a lock washer and nut. Guaranteed to outlast any other tooth of equal weight.

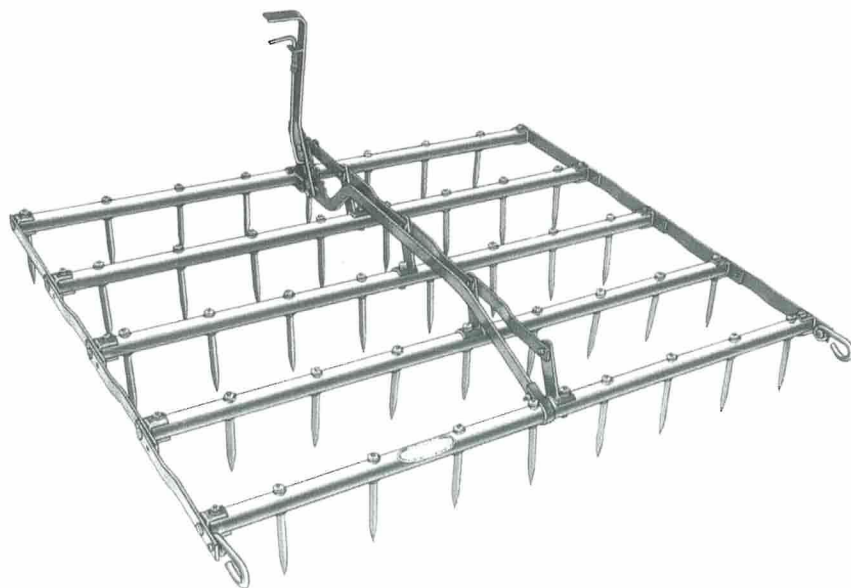
### 9/16" DRAW HOOKS

Designed with open ends toward the ground to reduce unhooking.

## SPECIFICATIONS

Model	No. Teeth	Width (Depth)	Weight (Lbs.)
OE-55 1/2	40	5'6"	118
OE-645	45	6'	122
OE-6 1/2	45	6'6"	129
OE-7	50	7"	137

# HEAVY DUTY FLEXIBLE/RIGID PIPE BAR LEVER HARROW “TWO FOR THE PRICE OF ONE”



## ONE HARROW THAT DOES TWO JOBS

Our PB series is a flexible or rigid harrow, Two For the Price of One. The PB series is specially designed to suit all farmers needs. To make the harrow section rigid, simply insert six bolts (5/16" x 3/4") on the sides. The flexible harrow is designed to let more trash through, while the rigid harrow is better suited for leveling.

## SELF-CLEANING, NON-CLOGGING

Flexibility permits it to pass over trash or rocks. The ideal harrow for corn and bean ground.

## LEVER ASSEMBLY

Exclusive lever design permits setting the teeth to angle best suited to soil and crop conditions, yet allowing full flexibility in any position. Lever folds flat for transport, easy to handle and store.

## TOOTH BARS

1 5/8" O.D. High carbon heavy duty pipe for greater strength at high speed tractor operation.

## DRAW HOOKS

Designed with open end of draw hook toward the ground to reduce unhooking. Designed for perfect trailing and most uniform harrowing.


## TEETH

High carbon hammer-forged to diamond, hard point for hard use in all soil conditions to cultivate, pulverize, smooth and break up crust and clods. Each tooth is reversible and replaceable. Each tooth is locked on with a lock washer and nut. Guaranteed to outlast any other tooth of equal weight.

## SPECIFICATIONS

Model	Description	No. Teeth	Width (Feet)	Weight (Lbs.)
PB-55A	Flexible Lever Harrow	40	5'	107
PB-5 1/2	Flexible Lever Harrow	43	5'6"	114
PB-6	Flexible Lever Harrow	47	6'	120
PB-7	Flexible Lever Harrow	55	7'	138

# HEAVY DUTY RIGID PIPE BAR LEVER HARROW



## RIGID HARROW

Cultivates and levels the ground better because of its design and rigidity. Side rails and lever assembly are made of high carbon material for extra rigidity.

## TOOTH BARS

1 5/8" O.D. High carbon heavy duty pipe for greater strength at high speed tractor operation.

## DRAW HOOKS

Designed with open end of draw hook toward the ground to reduce unhooking. Designed for perfect trailing and most uniform harrowing.

## TEETH

High carbon hammer-forged to diamond, hard point for hard use in all soil conditions to cultivate, pulverize, smooth and break up crust and clods. Each tooth is reversible and replaceable. Each tooth is locked on with a lock washer and nut. Guaranteed to outlast any other tooth of equal weight.

## LEVER ASSEMBLY

Tilts the teeth to angle best suited to soil and crop conditions. Lever folds down flat for ease in handling and storage.

## SPECIFICATIONS

Model	Description	No. Teeth	Width (Feet)	Weight (Lbs.)
DS-42	Rigid Lever Harrow	40	5'	109
DS-43	Rigid Lever Harrow	43	5'6"	114
DS-47	Rigid Lever Harrow	47	6'	120
DS-51	Rigid Lever Harrow	51	6'6"	127
DS-55	Rigid Lever Harrow	55	7'	137

# UFX 10-BAR HYDRAULIC CARTS

## DON'T BUY A HARROW UNTIL YOU HAVE SEEN THE UFX (Ultimate Flex) SERIES


THE UFX (Ultimate Flex) SERIES... is a line of 10 bar harrows which is a generation beyond any other type of harrow on the market; 10 bars of fully flexible harrow with fast, complete lever adjustment of the tooth pitch for every 5 bars; each 5 bars of harrow can be adjusted to 6 different pitches depending on the situation (the ultimate in tooth pitch adjustability).

Over 90 years of experience in the design and manufacture of harrows and drawbars has brought this easy to use, dependable tool to you. Features a unique, easy to use fulcrum system for raising and locking the wing booms into transport position.

This is the "Ultimate" one-pass harrow for use in HEAVY residue or NO residue; for seedbed preparation, "after-dragging" of crops in no-till or conventional till, or incorporation of chemicals.

### FEATURES

Over 14 Hammer-Forged spike teeth per foot of cutting width  
 6" Channel iron cart sides  
 4" x 16" Hydraulic cylinder furnished  
 4" sq. High Strength Tool Bar  
**UFX-1100 & 1100 hydraulic forward fold kits optional!!**




**UFX-1100 Auto Fold Kit**

### SPECIFICATIONS

Model	Transport Width	Cutting Width	Harrow Sections Per Unit	Weight (Lbs.)
UFX 10-239	11'0"	23'9"	2/5'6" & 2/6'0"	2795
UFX 10-249	11'0"	24'9"	4/6'0"	2811
UFX 10-269	11'0"	26'9"	2/6'0" & 2/7'0"	2871
UFX 10-289	11'0"	28'9"	4/7'0"	2931
UFX 10-343	13'0"	34'3"	6/5'6"	3479
UFX 10-353	13'0"	35'3"	4/5'6" & 2/6'0"	3495
UFX 10-363	13'0"	36'3"	2/5'6" & 4/6'0"	3511
UFX 10-373	13'0"	37'3"	6/6'0"	3527
UFX 10-393	13'0"	39'3"	4/6'0" & 2/7'0"	3671
UFX 10-403	13'0"	40'3"	2/5'6" & 4/7'0"	3915
UFX 10-413	13'0"	41'3"	2/6'0" & 4/7'0"	3931
UFX 10-433	13'0"	43'3"	6/7'0"	3991

# “R-600” SUPER *HEAVY DUTY* SERIES RIGID OPEN END LEVER HARROW



## SPECIFICATIONS

Model	Description	No. Teeth	Width (feet)	Weight (lbs.)
R-550	Rigid Lever Harrow	40	5'6"	177
R-600	Rigid Lever Harrow	40	6'	183
R-700	Rigid Lever Harrow	50	7'	207

The heavy duty rigid harrows with lever are designed for Hi-speed harrowing. Built extra strong - extra heavy tilting bars and braces, extra distance (13 inches) between each tooth bar permits harrow to pull level at higher harrowing speeds.

### LEVER ASSEMBLY

Tilts the teeth to angle best suited to soil and crop conditions. Lever folds down flat for ease in handling and storage.

### DRAW HOOKS

9/16" designed with open end toward the ground to reduce unhooking.

### TOOTH BARS


Heavy duty 1.9" O.D. High carbon steel tubing.

### TEETH

5/8" square material x 7 1/2" long with a 9/16" shank high carbon tooth - each is locked on with a lock washer and nut. Teeth are reversible and replaceable.

# “R” SERIES *HEAVY DUTY* RIGID OPEN END LEVER HARROW

“R” series harrows are designed for high speed harrowing and cultivating. Durable tooth bars are braced four ways to stay in position. Double adjustable bars add strength.



## SPECIFICATIONS

Model	Description	No. Teeth	Width (feet)	Weight (lbs.)
R-55 1/2	Rigid Lever Harrow	40	5'6"	119
R-6	Rigid Lever Harrow	40	6'	124
R-7	Rigid Lever Harrow	50	7'	140

### LEVER ASSEMBLY

Tilts the teeth to angle best suited to soil and crop conditions. Lever folds down flat for ease in handling and storage.

### TOOTH BARS

1 5/8" O.D. High carbon steel pipe for extra strength and resistance to wear. Each bar is held firmly in position to assure every tooth working the soil thoroughly.

### DRAW HOOKS

9/16" designed with open ends toward the ground to reduce unhooking.

### TEETH

High carbon steel, hammer-forged to diamond hard point for hard use in all soil conditions to cultivate, pulverize, smooth and break up crust and clods. Each tooth is reversible and replaceable. Each tooth is locked on with a washer and nut. Guaranteed to outlast any other tooth of equal weight.

# SUPER HEAVY DUTY FLEXIBLE REVERSIBLE HARROW

For trashy fields, pulverizing, cultivating, breaking up clods and destroying early weeds. The flexibility allows the individual tooth bars to pass over obstructions while the other bars stay on the ground. When the harrow is drawn from the front the teeth are vertical for cultivating and penetrating deep into the soil. When drawn from the other end, the tooth angle is preset for cleaning and smoothing.

## TOOTH BARS

1.9" O.D. High carbon heavy duty pipe for greater strength at high speed tractor operation and cultivating.

## CONNECTING LINK


9/16" Specially welded for extra strength and less wear with 3/8" clamp.

## DRAW HOOKS

9/16" Designed with open ends toward the ground to reduce unhooking.

## TEETH

5/8" square material x 7 1/2" long with a 9/16" shank high carbon tooth - each tooth is locked on with a lock washer and nut. Teeth are reversible and replaceable.



## SPECIFICATIONS

Model	Description	No. Teeth	Width (feet)	Weight (lbs.)
FB-500	Flexible-Reversible Harrow	40	5'	136
FB-550	Flexible-Reversible Harrow	40	5'6"	140
FB-600	Flexible-Reversible Harrow	40	6'	147
FB-700	Flexible-Reversible Harrow	50	7'	169

# SUPER HEAVY DUTY FLEXIBLE LEVER HARROW

Breaks up clods, crusts, pulverizes, smooths and cultivates, destroying the early weeds before they start to grow.

## SELF-CLEANING, NON-CLOGGING

The flexibility permits it to pass over trash or rocks.

## LEVER ASSEMBLY

Exclusive lever design permits setting the teeth at any angle, yet allowing full flexibility in any position.

## TOOTH BARS


1.9" O.D. High carbon steel pipe, "super" strong for tough use.

## CONNECTING LINKS

9/16" Welded for extra strength with 3/8" clamp.

## TEETH


5/8" square material x 7 1/2" long with a 9/16" shank high carbon tooth - each tooth is locked on with a lock washer and nut. Teeth are reversible and replaceable.



## SPECIFICATIONS

Model	No. Teeth	Width (Depth)	Weight (Lbs.)
OE-550	40	5'6"	158
OE-600	40	6'	165
OE-700	50	7'	188

# FLEX – 9 HEAVY DUTY HARROW



PEPIN'S 9 bar harrow is ideal for high trash conditions, incorporation of chemicals, or just plain seed bed preparation.

This unit is offered 2 ways. If you already have a PEPIN 5 bar FB series harrow, you can order only the last 4 bars if it is 5'0", 6'0", 7'0" or 8'0" wide. Or you can order the 9 bar unit complete.

The pipe bars are a special 1 5/8" O.D. High Carbon tubing. The teeth are hammer-forged starting with a 1055 Carbon Steel instead of being drawn to a point, making a harder tooth.


The connecting links and draw hooks are made from 9/16 round for better wear and longer life.

## SPECIFICATIONS

Model	Description	No. Teeth	Width (Depth)	Weight (Lbs.)
Flex 9-5	5'; 9-Bar	72	5'0" x 8'0"	171
Flex 9-6	6'; 9-Bar	81	6'0" x 8'0"	191
Flex 9-7	7'; 9-Bar	90	7'0" x 8'0"	226
Flex 9-8	8'; 9-Bar	104	8'0" x 8'0"	258

# SQB SERIES SQUARE BAR LEVER HARROW

"A Generation Beyond the Wood Bar Harrow"



"FOR SUPERIOR LEVELING"

## TOOTH BARS

2" square High Carbon heavy wall tube for superior leveling action.

## LEVER ASSEMBLY

High Carbon double expanding bar for more strength.

## DRAW HOOKS

Pivoting draw hook set up for even pulling and better leveling (keeps the front bar down).

## TEETH

High carbon hammer-forged, diamond hard REPLACEABLE teeth pulverize and break up clods.


## SIDE RAILS

3/8" Thick, High Carbon with unique off-set configuration to leave no ridges between harrow sections.

## SPECIFICATIONS

Model	No. Teeth	Width (Depth)	Weight (Lbs.)
SQB-5	39	5'	145
SQB-6	45	6'	162
SQB-7	55	7'	179

# FX 9-BAR HYDRAULIC CARTS




**FX9-39 With Flex-9 Sections**

The FX cart is a SUPER HEAVY DUTY forward folding unit for use with the 9-bar flexible harrow section (Flex-9 on page 5). The forward folding feature makes it very easy to back the unit up when it is attached to your disk or field cultivator. The FX cart has an easy to use fulcrum system for raising and locking the wing booms into transport position. The FX cart can be modified to handle standard 5-bar flexible harrow sections also.

## SPECIFICATIONS

- 6" channel iron cart sides
- 4" x 16" hydraulic cylinder is furnished
- 4" sq. High Strength Tubing in Tool Bar
- All standard 15" wheels
- 11L x 15 tires required for cart
- P205/75R15 required for wing boom
- (Optional) UFX-1100 & UFX-1100A Hydraulic Forward Fold Kits



**FX9-39 In Transport Position**

## SPECIFICATIONS

Model	Transport Width	Cutting Width	Harrow Sections Per Unit	Weight (Lbs.)
FX-9-229	11'0"	22'9"	2/Flex-9-5 & 2/Flex-9-6	2467
FX-9-249	11'0"	24'9"	4/Flex-9-6	2507
FX-9-269	11'0"	26'9"	2/Flex-9-6 & 2/Flex-9-7	2577
FX-9-289	11'0"	28'9"	4/Flex-9-7	2647
FX-9-313	13'0"	31'3"	6/Flex-9-5	3001
FX-9-333	13'0"	33'3"	4/Flex-9-5 & 2/Flex-9-6	3041
FX-9-353	13'0"	35'3"	2/Flex-9-5 & 4/Flex-9-6	3081
FX-9-373	13'0"	37'3"	6/Flex-9-6	3121
FX-9-393	13'0"	39'3"	4/Flex-9-6 & 2/Flex-9-7	3259
FX-9-410	13'0"	41'0"	2/Flex-9-6 & 4/Flex-9-7	3545
FX-9-430	13'0"	43'0"	2/Flex-9-6 & 2/Flex-9-7 & 2/Flex-9-8	3609
FX-9-440	13'0"	44'0"	1/Flex-9-6 & 3/Flex-9-7 & 2/Flex-9-8	3644

FXPE-46 Pole Extension (46") is available if desired.  
(Standard on FX-9-393 thru 440)